

DOWNLOAD Audiobooks & eBooks

from
Your Library's Website

Easy to use • Available 24/7 • No late fees!

Browse
your library's website



Check Out
with a valid library card

Download
to PC, Mac®, and many
mobile devices



Enjoy immediately
or transfer to iPod®,
Sony® Reader™, and
other devices



DOWNLOAD Audiobooks & eBooks

from
Your Library's Website

Easy to use • Available 24/7 • No late fees!

Browse
your library's website



Check Out
with a valid library card

Download
to PC, Mac®, and many
mobile devices



Enjoy immediately
or transfer to iPod®,
Sony® Reader™, and
other devices



DOWNLOAD Audiobooks & eBooks

from
Your Library's Website

Easy to use • Available 24/7 • No late fees!

Browse
your library's website








Check Out
with a valid library card

Download
to PC, Mac®, and many
mobile devices



Enjoy immediately
or transfer to iPod®,
Sony® Reader™, and
other devices



<p>What You Need</p> <ul style="list-style-type: none"> • An Internet connection via PC, Mac®, or select mobile devices. • A valid library card. • Free, required software available at your library's website. <ul style="list-style-type: none"> - For audiobooks on PC, Mac®, and mobile devices: OverDrive® Media Console™ - For PDF and EPUB eBooks on PC, Mac®, and many eBook devices: Adobe® Digital Editions 	<p>What You Need</p> <ul style="list-style-type: none"> • An Internet connection via PC, Mac®, or select mobile devices. • A valid library card. • Free, required software available at your library's website. <ul style="list-style-type: none"> - For audiobooks on PC, Mac®, and mobile devices: OverDrive® Media Console™ - For PDF and EPUB eBooks on PC, Mac®, and many eBook devices: Adobe® Digital Editions 	<p>What You Need</p> <ul style="list-style-type: none"> • An Internet connection via PC, Mac®, or select mobile devices. • A valid library card. • Free, required software available at your library's website. <ul style="list-style-type: none"> - For audiobooks on PC, Mac®, and mobile devices: OverDrive® Media Console™ - For PDF and EPUB eBooks on PC, Mac®, and many eBook devices: Adobe® Digital Editions
<p>How It Works</p> <p>Step 1: Browse</p> <ol style="list-style-type: none"> 1. Browse your library's website at http://trac.lib.overdrive.com. 2. Search by title, subject, author, or format. <p>Step 2: Check Out</p> <ol style="list-style-type: none"> 1. Add selections to your 'Cart'. Note: If a title is not available, you may place a hold. You'll receive an email when the title is available. 2. Click on the 'Proceed to Checkout' link and enter your library card number. <p>Step 3: Download ... enjoy!</p> <ol style="list-style-type: none"> 1. Click the 'Download' button under each title to launch the software. See 'What You Need' (above) for required software. 2. Once downloaded, enjoy immediately or transfer to a variety of devices, including iPod®, Sony® Reader™, and other devices. <p><i>Titles will automatically expire at the end of the lending period. There are no late fees!</i></p>	<p>How It Works</p> <p>Step 1: Browse</p> <ol style="list-style-type: none"> 1. Browse your library's website at http://trac.lib.overdrive.com. 2. Search by title, subject, author, or format. <p>Step 2: Check Out</p> <ol style="list-style-type: none"> 1. Add selections to your 'Cart'. Note: If a title is not available, you may place a hold. You'll receive an email when the title is available. 2. Click on the 'Proceed to Checkout' link and enter your library card number. <p>Step 3: Download ... enjoy!</p> <ol style="list-style-type: none"> 1. Click the 'Download' button under each title to launch the software. See 'What You Need' (above) for required software. 2. Once downloaded, enjoy immediately or transfer to a variety of devices, including iPod®, Sony® Reader™, and other devices. <p><i>Titles will automatically expire at the end of the lending period. There are no late fees!</i></p>	<p>How It Works</p> <p>Step 1: Browse</p> <ol style="list-style-type: none"> 1. Browse your library's website at http://trac.lib.overdrive.com. 2. Search by title, subject, author, or format. <p>Step 2: Check Out</p> <ol style="list-style-type: none"> 1. Add selections to your 'Cart'. Note: If a title is not available, you may place a hold. You'll receive an email when the title is available. 2. Click on the 'Proceed to Checkout' link and enter your library card number. <p>Step 3: Download ... enjoy!</p> <ol style="list-style-type: none"> 1. Click the 'Download' button under each title to launch the software. See 'What You Need' (above) for required software. 2. Once downloaded, enjoy immediately or transfer to a variety of devices, including iPod®, Sony® Reader™, and other devices. <p><i>Titles will automatically expire at the end of the lending period. There are no late fees!</i></p>
<p>Transfer to a Mobile Device</p> <p>After download, most titles can be transferred to a mobile device such as iPod® or Sony® Reader™. First connect your device, then:</p> <ol style="list-style-type: none"> 1. For audio, click the 'Transfer' button in OverDrive® Media Console™ to launch the Transfer Wizard and follow the onscreen prompts. For eBooks in Adobe® Digital Editions, drag and drop the title onto the device name on the left panel. 2. After transfer is complete, you may disconnect your device and enjoy your title on the go. <p>Visit http://www.overdrive.com/resources/drc for a list of compatible devices.</p>	<p>Transfer to a Mobile Device</p> <p>After download, most titles can be transferred to a mobile device such as iPod® or Sony® Reader™. First connect your device, then:</p> <ol style="list-style-type: none"> 1. For audio, click the 'Transfer' button in OverDrive® Media Console™ to launch the Transfer Wizard and follow the onscreen prompts. For eBooks in Adobe® Digital Editions, drag and drop the title onto the device name on the left panel. 2. After transfer is complete, you may disconnect your device and enjoy your title on the go. <p>Visit http://www.overdrive.com/resources/drc for a list of compatible devices.</p>	<p>Transfer to a Mobile Device</p> <p>After download, most titles can be transferred to a mobile device such as iPod® or Sony® Reader™. First connect your device, then:</p> <ol style="list-style-type: none"> 1. For audio, click the 'Transfer' button in OverDrive® Media Console™ to launch the Transfer Wizard and follow the onscreen prompts. For eBooks in Adobe® Digital Editions, drag and drop the title onto the device name on the left panel. 2. After transfer is complete, you may disconnect your device and enjoy your title on the go. <p>Visit http://www.overdrive.com/resources/drc for a list of compatible devices.</p>
<p>Burn to CD</p> <p>After download, many audio titles can be burned to CD. First insert your CD, then:</p> <ol style="list-style-type: none"> 1. Click the 'Burn' button in OverDrive® Media Console™ to launch the Burn Wizard. 2. Select the part you wish to burn. When the burn process is complete, you may enjoy your title on the go. 	<p>Burn to CD</p> <p>After download, many audio titles can be burned to CD. First insert your CD, then:</p> <ol style="list-style-type: none"> 1. Click the 'Burn' button in OverDrive® Media Console™ to launch the Burn Wizard. 2. Select the part you wish to burn. When the burn process is complete, you may enjoy your title on the go. 	<p>Burn to CD</p> <p>After download, many audio titles can be burned to CD. First insert your CD, then:</p> <ol style="list-style-type: none"> 1. Click the 'Burn' button in OverDrive® Media Console™ to launch the Burn Wizard. 2. Select the part you wish to burn. When the burn process is complete, you may enjoy your title on the go. 
<p>Help Resources</p> <p>Visit your library's website and click the 'Help' link for more information.</p> <p>© 2010 OverDrive, Inc.</p> 	<p>Help Resources</p> <p>Visit your library's website and click the 'Help' link for more information.</p> <p>© 2010 OverDrive, Inc.</p> 	<p>Help Resources</p> <p>Visit your library's website and click the 'Help' link for more information.</p> <p>© 2010 OverDrive, Inc.</p> 